
	<b>Product Information</b> <b>300WQ600-18-45(I)</b>	Manufacturer	CNP
		Address	Yuhang District, Hangzhou, Zhejiang,
		Contact	86-571-88637351
		Date	2022/03/09
Project Name		Client Name	DPA
		Client Addr.	
Item NO		Contacts	Alireza
		Contact	

Part NO.	300WQ600-18-45(I)
----------	-------------------

Product Picture	Note
	<p>The sewage submersible pump is composed of two parts: the motor and the pump.</p> <p>The two are separated by an oil chamber and a mechanical seal assembly.</p> <p>Divided into fixed automatic coupling installation and mobile installation</p>

#### technology

Pump rotator speed	1470
Nameplate standards	CE

#### Material

Impeller	HT200
Pump shaft	20cr13
Rubber code	P
Pump case	HT200

#### Installation

Connection Code	F
Maximum Pressure/Temperature	6bar/40
Flange Standard	DIN
Pressure Class	PN6

#### Medium

Medium Temperature	40
Maximum diameter of partic	60
Maximum Environment Temper	40

#### Structure dimension

Standard caliber	DN
Outlet Diameter	DN300

#### Motor


Number of Motor Phase	Three Phase
Protection Class	IP68
Insulation Class	F
Motor Power	45
Power Frequency	50HZ
Rated Voltage (V)	380V
Rated Current (A)	87
Starting mode	Star delta boot

#### Seal

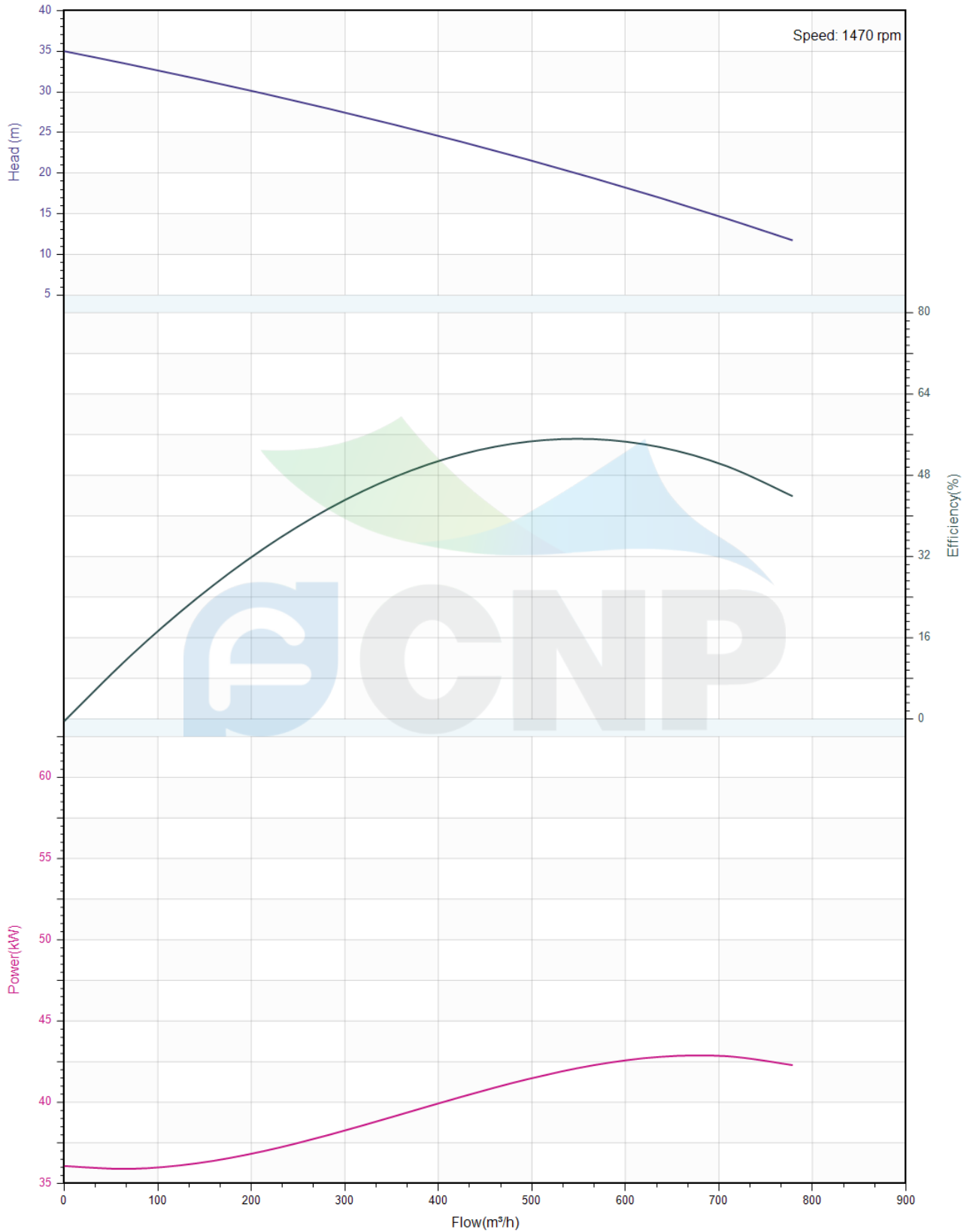
Mechanical Seal	H-60
-----------------	------


#### Others

Weight (kg)	690
-------------	-----

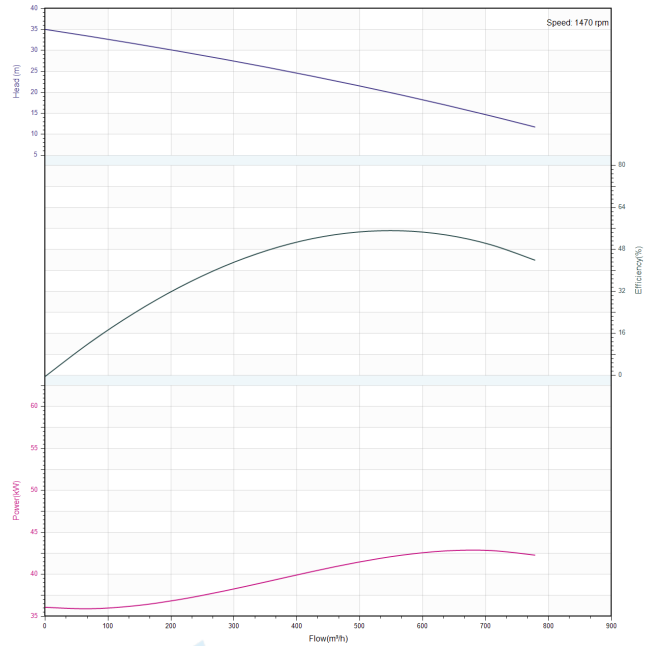
	<b>Performance Curve</b> <b>300WQ600-18-45(I)</b>	Manufacturer	CNP
		Address	Yuhang District, Hangzhou, Zhejiang,
		Contact	86-571-88637351
		Date	2022/03/09
Project Name		Client Name	DPA
Item NO		Client Addr.	
		Contacts	Alireza
		Contact	


The hydraulic performance curve have been tested with Clean Water at 20°C, density 1000kg/m<sup>3</sup>, and at 1bar atmospherical pressure. ISO99062012 Grade 3B




	<b>Pump Technical Parameters</b> <b>300WQ600-18-45(I)</b>	Manufacturer	CNP
		Address	Yuhang District, Hangzhou, Zhejiang,
		Contact	86-571-88637351
		Date	2022/03/09
Project Name		Client Name	DPA
Item NO		Client Addr.	
		Contacts	Alireza
		Contact	

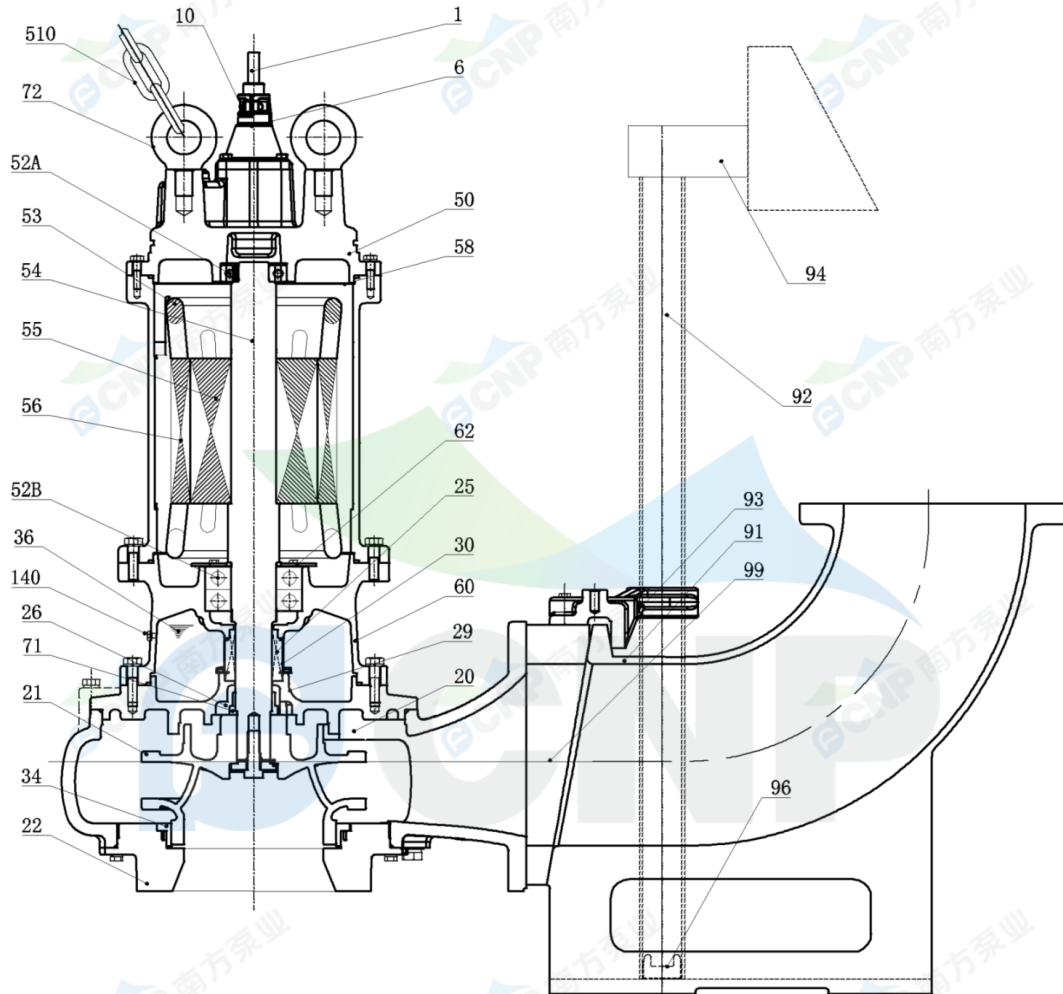
Rated parameters	
Pump model	300WQ600-18-45(I)
Part NO.	300WQ600-18-45(I)
Rated flow (m <sup>3</sup> /h)	600
Rated head (m)	18
Rated efficiency (%)	62.2
Power (kW)	39.873
Speed (rpm)	1470
Medium	
Pumped medium	Clean Water
Working temperature (°C)	20
Medium density (kg/m <sup>3</sup> )	1000
Viscosity (mm <sup>2</sup> /s)	1



	<b>Structure picture</b> <b>300WQ600-18-45(I)</b>	Manufacturer	CNP
		Address	Yuhang District, Hangzhou, Zhejiang,
		Contact	86-571-88637351
		Date	2022/03/09
Project Name		Client Name	DPA
		Client Addr.	
Item NO		Contacts	Alireza
		Contact	

 Nanfang Zhongjin Environment Co., Ltd.

	SECTIONAL DRAWING	No.		No.
TYPE	submersible sewage pump	MODEL	45KW	

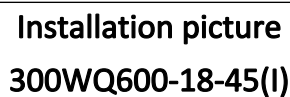


order specifications

No.	names of parts	number	material	No.	names of parts	number	material
1	cable	2	YCW	54	shaft	1	2Cr13+45#
6	cable sleeve	2	HT200	55	rotor	1	
50	top cover	1	HT200	56	stator	1	
58	cable transit board	1	Q235	52B	lower bearing	2	
64	base	1	HT200	36	machine oil 32#		
62	Bearing cover	1	HT200	26	framework oil seal	3	NBR1-2
25	mechanical seal	1	Carbon/SIC	140	oil filler plug	2	SUS304
30	oil lift	1		71	Shaft sleeve	2	1Cr13
60	lower cover	1	HT200	21	impeller	1	HT200
29	Casingtop cover	1	HT200	22	water inlet cover	1	HT200
20	casing	1	HT200	34	Neck ring	2	HT200
510	lift chain	1	SUS304	94	guiding	1	Q235Steel plate
10	Cable lockblock	2	HT200	92	pipe	2	SUS304(unaffiliated)
72	eye bolt	2	45#(forging galvanized)	93	guide hook	1	QT600
52A	upper bearing	1		91	Discharge base	1	HT200
53	Mini-thermalprotector	1		99	Flange for coupling device	1	HT200
				96	Guiding fixing stopper	2	HT150

Nanfang Zhongjin Environment CO.,LTD.


unit: mm



Manufacturer	CNP
Address	Yuhang District, Hangzhou, Zhejiang,
Contact	86-571-88637351
Date	2022/03/09
Client Name	DPA
Client Addr.	
Contacts	Alireza
Contact	

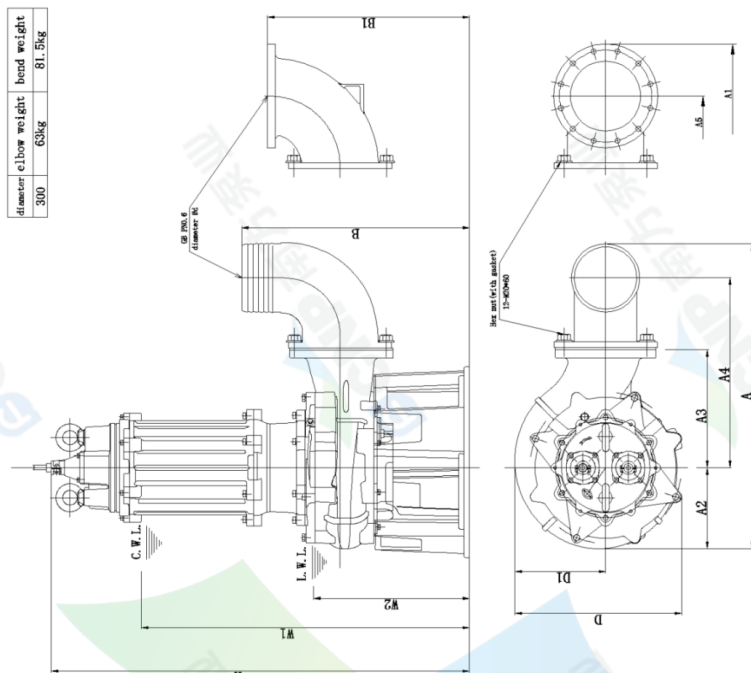
**Project Name**

**Item NO**



DIMENSION DRAWING										No.	No.				
TYPE submersible sewage pump										MODEL		300WQ600-18-45			
MODEL	d	A	A1	A2	A3	A4	A5	B	B1	D	D1	W1	W2	H	body weight
300WQ600-18-45	300	1265	1348	362	450	753	763	934	824	724	362	1200	600	1605	930kg

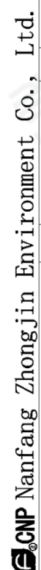
diameter	elbow weight	bend weight
300	63kg	81.5kg



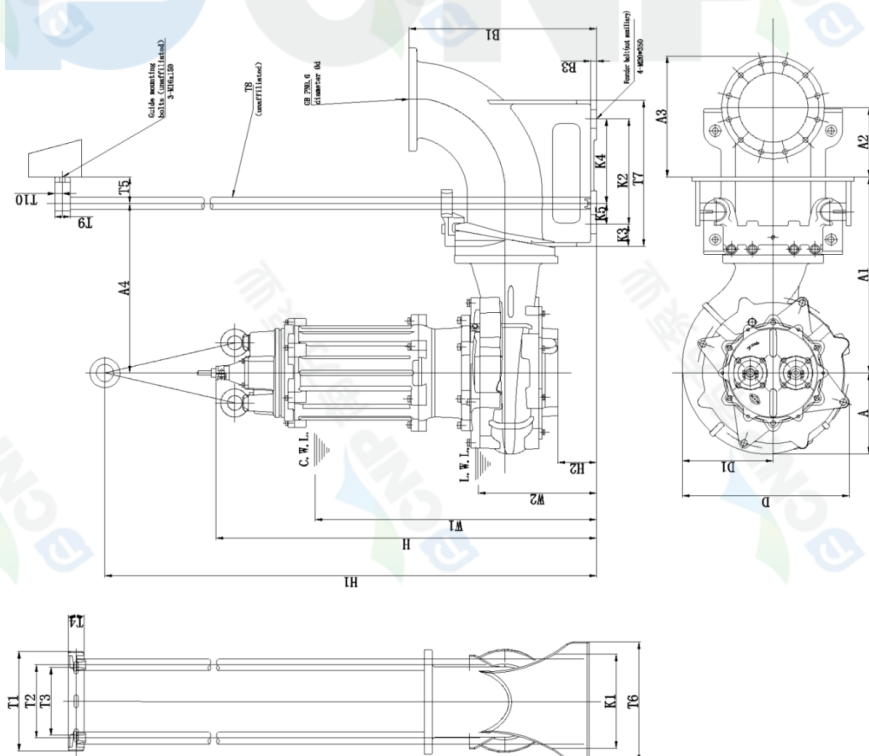
W.L.: minimum water level under continuous operation  
W.L.: minimum water level under possible operation

unit: mm

Nanfang Zhongjin Environment CO., LTD.



DIMENSION DRAWING										No.		No.			
TYPE submersible sewage pump										MODEL		300WQ600-18-45			
MODEL	A1	A2	A3	300	523	678	654	D1	D2	H	W1	W2	H	1R2	Body weight 500kg
300WQ600-18-45	317	828	300	523	678	654	360	110	470	1468	2488	172	82	18	500kg
Outlet diameter	d	12	13	14	15	16	17	18	19	110	83	83	83	83	Coupling weight
300WQ600-18-45	70	140	160	150	160	830	4.2" (107.0)	95	450	470	85	120	810	25	200kg



C.W.L. : minimum water level under continuous operation  
C.W.L. : minimum water level under possible operation

unit: mm

Nanfang Zhongjin Environment CO., LTD.