
	Product Information 150WQ120-25-15(I)	Manufacturer	CNP
		Address	Yuhang District, Hangzhou, Zhejiang,
Project Name		Contact	86-571-88637351
		Date	2022/03/09
Item NO		Client Name	DPA
		Client Addr.	
		Contacts	Alireza
		Contact	

Part NO.	150WQ120-25-15(I)
Product Picture	Note
	<p>The sewage submersible pump is composed of two parts: the motor and the pump.</p> <p>The two are separated by an oil chamber and a mechanical seal assembly.</p> <p>Divided into fixed automatic coupling installation and mobile installation</p>

technology	
Pump rotator speed	2930
Nameplate standards	CE
Material	
Impeller	HT200
Pump shaft	20cr13
Rubber code	P
Pump case	HT200
Installation	
Connection Code	F
Maximum Pressure/Temperatu	6bar/40
Flange Standard	DIN
Pressure Class	PN6
Medium	
Medium Temperature	40
Maximum diameter of partic	40
Maximum Environment Temper	40
Structure dimension	
Standard caliber	DN
Outlet Diameter	DN150
Motor	
Number of Motor Phase	Three Phase
Protection Class	IP68
Insulation Class	F
Motor Power	15
Power Frequency	50HZ
Rated Voltage (V)	380V
Rated Current (A)	22
Starting mode	direct boot
Seal	
Mechanical Seal	H-30
Others	
Weight (kg)	145

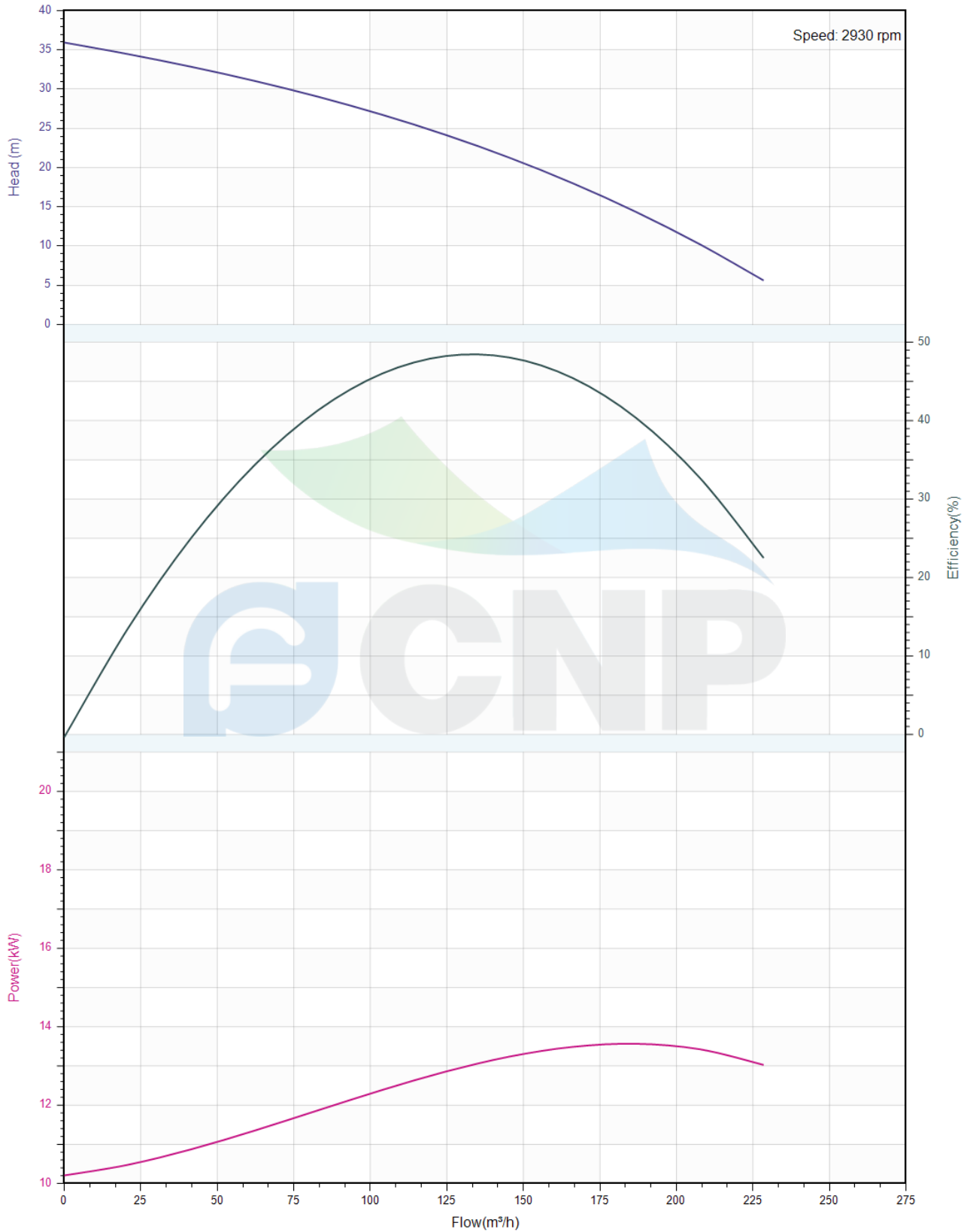


Performance Curve 150WQ120-25-15(I)

Manufacturer	CNP
Address	Yuhang District, Hangzhou, Zhejiang,
Contact	86-571-88637351
Date	2022/03/09
Client Name	DPA
Client Addr.	
Contacts	Alireza
Contact	

Project Name	
Item NO	

The hydraulic performance curve have been tested with Clean Water at 20°C, density 1000kg/m³, and at 1bar atmospheric pressure. ISO99062012 Grade 3B





Pump Technical Parameters 150WQ120-25-15(I)

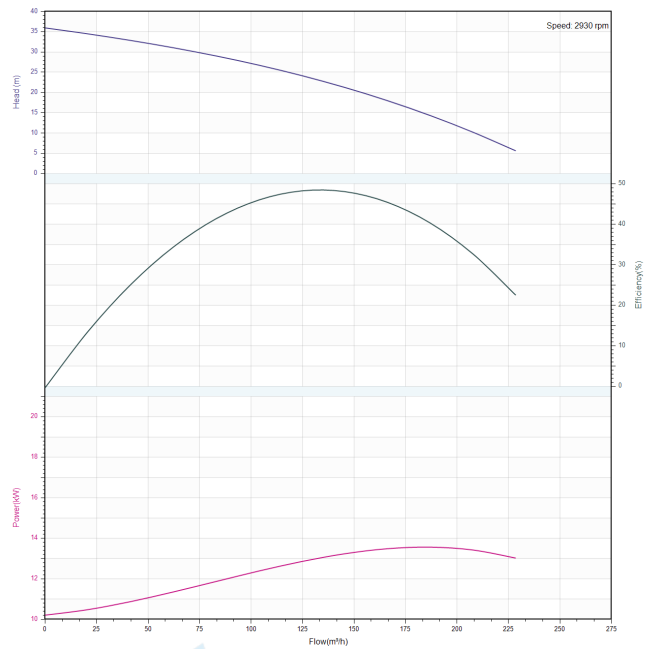
Manufacturer	CNP
Address	Yuhang District, Hangzhou, Zhejiang,
Contact	86-571-88637351
Date	2022/03/09
Client Name	DPA
Client Addr.	
Contacts	Alireza
Contact	


Rated parameters

Pump model	150WQ120-25-15(I)
Part NO.	150WQ120-25-15(I)
Rated flow (m ³ /h)	120
Rated head (m)	25
Rated efficiency (%)	60.7
Power (kW)	13.477
Speed (rpm)	2930

Medium

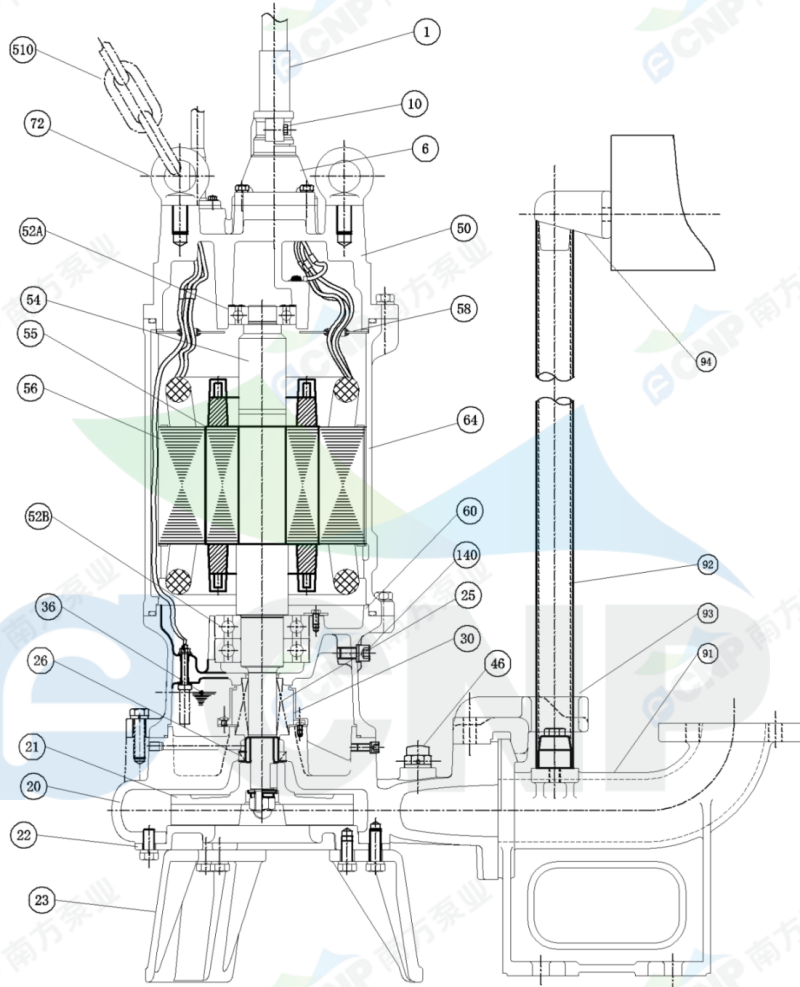
Pumped medium	Clean Water
Working temperature (°C)	20
Medium density (kg/m ³)	1000
Viscosity (mm ² /s)	1



	Structure picture 150WQ120-25-15(I)	Manufacturer	CNP
		Address	Yuhang District, Hangzhou, Zhejiang,
Project Name		Contact	86-571-88637351
		Date	2022/03/09
Item NO		Client Name	DPA
		Client Addr.	
		Contacts	Alireza
		Contact	

CNP Nanfang Zhongjin Environment Co., Ltd.

	SECTIONAL DRAWING	No.	No.
TYPE	submersible sewage pump	MODEL	WQ-11/15kW



order specifications	

No.	names of parts	number	material	No.	names of parts	number	material
1	cable	1	YZW	20	casing	1	HT200
6	cable sleeve	1	HT200	21	impeller	1	HT200
50	top cover	1	HT200	26	framework oil seal	1	NBR-2
58	cable transit board	1	Q235	140	oil filler plug	2	SUS304
64	base	1	HT200	36	machine oil 32#		
25	mechanical seal	1	Carbon/SIC	52B	lower bearing	2	
60	lower cover	1	HT200	56	stator	1	
30	oil lift	1		55	rotor	1	
46	Air release bolt	1		54	shaft	1	
94	guiding	1	HT200	52A	upper bearing	1	
92	pipe	1	SUS304(unaffiliated)	72	eye bolt	2	SUS304
93	guide hook	1	HT200	510	lift chain	1	45#(forging galvanized)
91	water outlet base	1	HT200	23	foot bracket	3	HT200
22	water inlet cover	1	HT200	10	Cable lockblock	2	HT200

Nanfang Zhongjin Environment CO.,LTD.

unit : mm



Installation picture

150WQ120-25-15(I)

Manufacturer	CNP
Address	Yuhang District, Hangzhou, Zhejiang,
Contact	86-571-88637351
Date	2022/03/09
Client Name	DPA
Client Addr.	
Contacts	Alireza
Contact	

Project Name

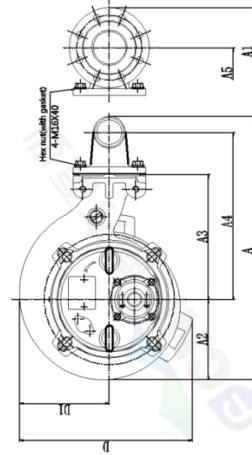
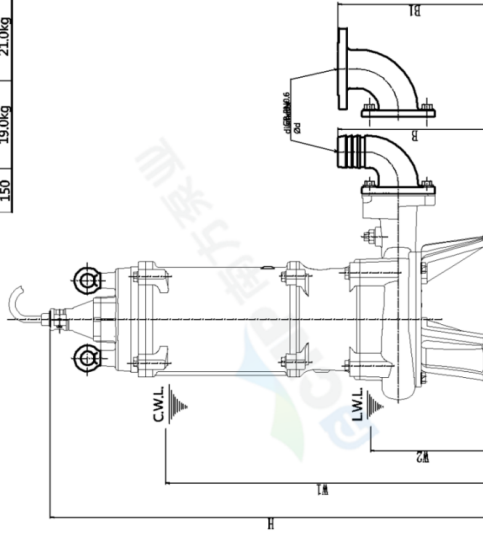
Item NO

CNP Nanfang Zhongjin Environment Co., Ltd.

DIMENSION DRAWING		No.	No.
TYPE submersible sewage pump		MODEL	150WQ120-25-15

MODEL	A	A1	A2	A3	A4	A5	B	B1	D	D1	W1	W2	H	Body weight	
150WQ120-25-15	150	649	711	152	245	423	423	493	425	323	168	690	310	955	250kg

diameter	elbow weight	bend weight
150	19.0kg	21.0kg



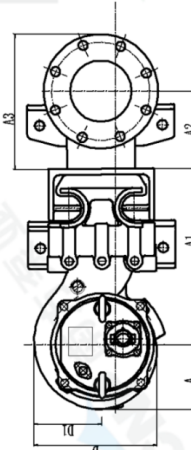
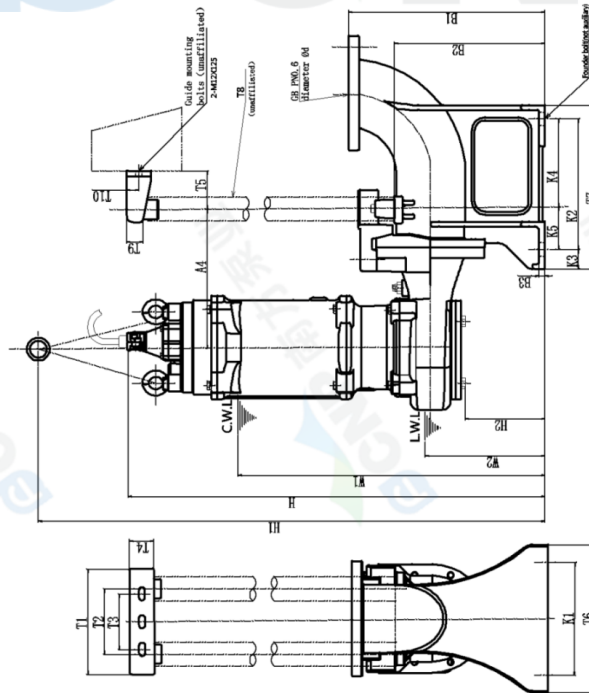
C.W.L.: minimum water level under continuous operation
L.W.L.: minimum water level under possible operation

unit : mm
Nanfang Zhongjin Environment CO.,LTD.

CNP Nanfang Zhongjin Environment Co., Ltd.

DIMENSION DRAWING		No.	No.
TYPE submersible sewage pump		MODEL	150WQ120-25-15

MODEL	A	A1	A2	A3	A4	D	D1	W1	W2	H	H1	H2	Body weight								
150WQ120-25-15	243	514	190	330	425	464.5	245	880	433	1113	1510	190	237kg								
Outlet diameter	T1	T2	T3	T4	T5	T6	T7	T8	T9	T10	K1	K2	K3	K4	K5	B1	B2	B3	Coupling weight		
150WQ120-25-15	150	258	160	136	60	95	360	400	276	602.5	40	30	300	300	50	205	95	480	368	15	63.5kg



C.W.L.: minimum water level under continuous operation
L.W.L.: minimum water level under possible operation

unit : mm
Nanfang Zhongjin Environment CO.,LTD.