


| | | | |
|--|--|--------------|--------------------------------------|
|  | Product Information CDL20-6 | Manufacturer | CNP |
| | | Address | Yuhang District, Hangzhou, Zhejiang, |
| | | Contact | 86-571-88637351 |
| | | Date | 2022/03/05 |
| Project Name | | Client Name | DPA |
| | | Client Addr. | |
| Item NO | | Contacts | Alireza |
| | | Contact | |

| | |
|----------|------------|
| Part NO. | 1100034797 |
|----------|------------|

| Product Picture | Note |
|---|---|
|  | <p>Non-self-priming vertical multistage centrifugal pump, the motor shaft through the coupling shaft is coupled directly to the impeller vanes made of stainless steel plate stamping and welding or precision casting made of stainless steel, the pump inlet and outlet of the pump bottom at the same line (it can be equipped with IEC or NEMA motors).</p> |

technology

| | |
|---------------------|------|
| Pump rotator speed | 2900 |
| Nameplate standards | CE |
| Pump version | 2 |

Material

| | |
|----------------------|-----|
| Impeller | 304 |
| Rubber code | P |
| Inlet&outlet chamber | 304 |
| Material Code | S |

Installation

| | |
|-----------------------------|--------------|
| Connection Code | F |
| Maximum Pressure/Temperatur | 25 bar / 120 |
| Maximum Pressure/Temperatur | 25 bar / -15 |
| Flange Standard | DIN |
| Pressure Class | PN25 |
| Inlet & outlet | DN50 |

Medium

| | |
|----------------------------|---------|
| Medium Temperature normal | -15+70 |
| Medium Temperature high t | -15+120 |
| Maximum Environment Temper | 40 |

Motor

| | |
|-------------------------|-------------|
| Number of Motor Phase | Three Phase |
| Protection Class | IP55 |
| Insulation Class | F |
| Motor Power | 7.5KW |
| Power Frequency | 50HZ |
| Rated Voltage (V) | 380V |
| Rated Current (A) | 14.4A |
| Energy Efficiency Level | IE3 |

Seal

| | |
|-----------------|---------------|
| Mechanical Seal | CDLA-16/WBF14 |
|-----------------|---------------|

Others

| | |
|-------------|----|
| Weight (kg) | 82 |
|-------------|----|



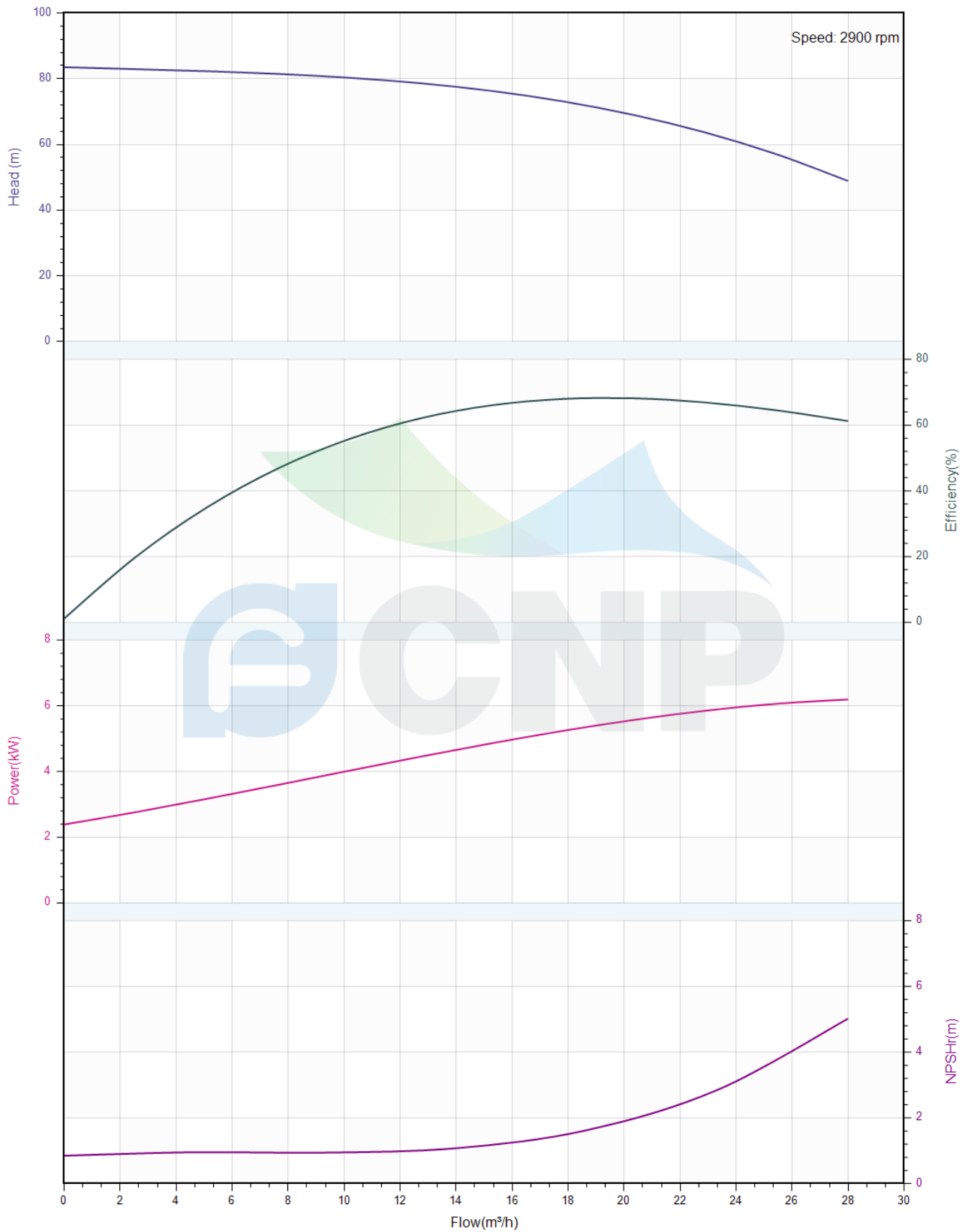
Performance Curve CDL20-6

| | |
|--------------|--------------------------------------|
| Manufacturer | CNP |
| Address | Yuhang District, Hangzhou, Zhejiang, |
| Contact | 86-571-88637351 |
| Date | 2022/03/05 |
| Client Name | DPA |
| Client Addr. | |
| Contacts | Alireza |
| Contact | |

Project Name

Item NO

The hydraulic performance curve have been tested with Clean Water at 20°C, density 1000kg/m³, and at 1bar atmospheric pressure. ISO99062012 Grade 3B





Pump Technical Parameters CDL20-6

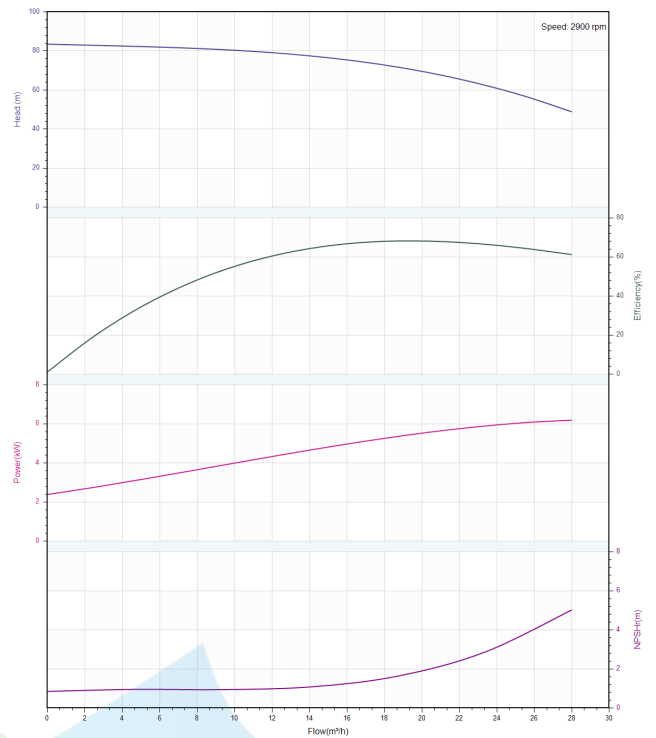
| | |
|--------------|--------------------------------------|
| Manufacturer | CNP |
| Address | Yuhang District, Hangzhou, Zhejiang, |
| Contact | 86-571-88637351 |
| Date | 2022/03/05 |
| Client Name | DPA |
| Client Addr. | |
| Contacts | Alireza |
| Contact | |


Rated parameters

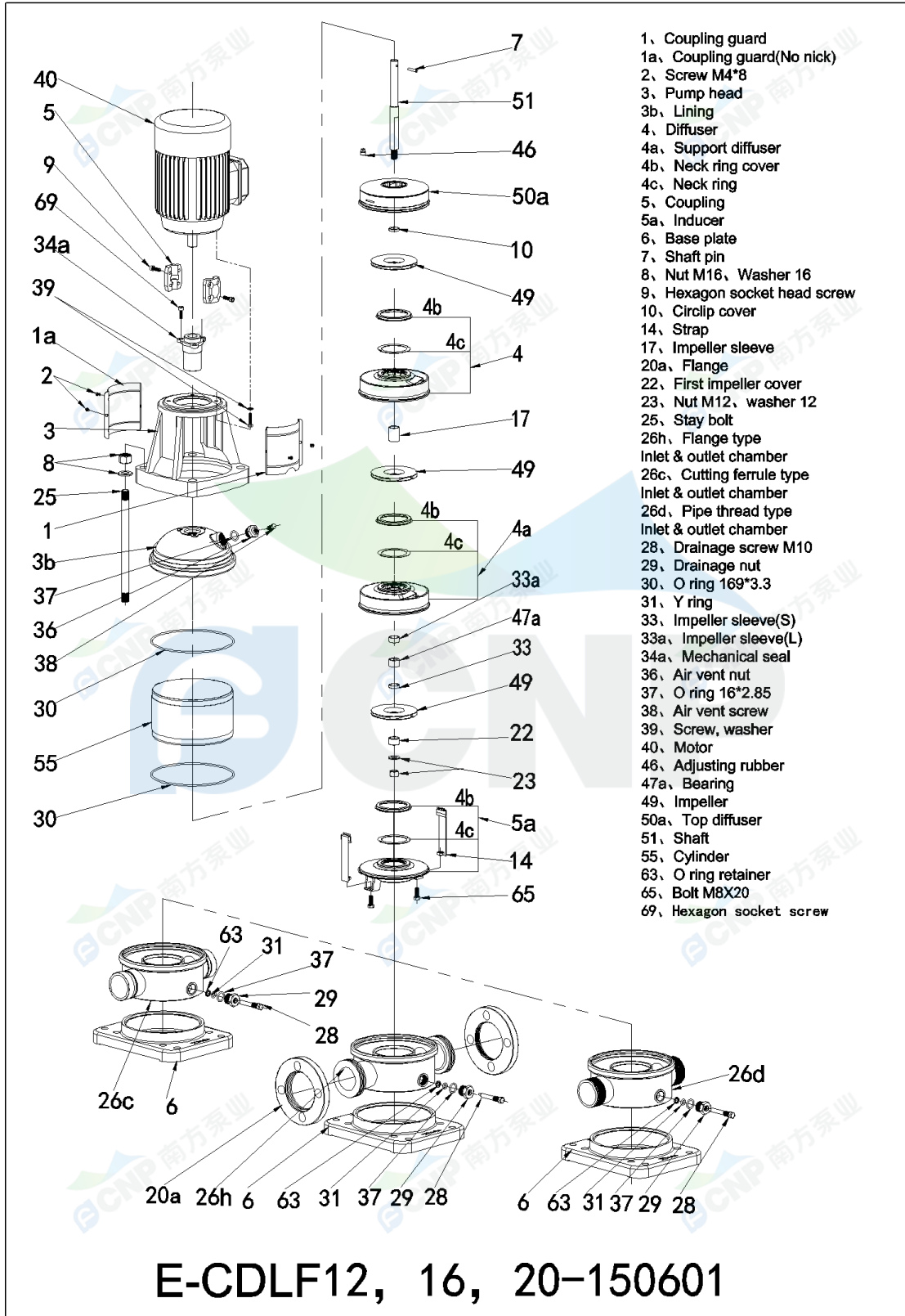
| | |
|--------------------------------|------------|
| Pump model | CDL20-6 |
| Part NO. | 1100034797 |
| Rated flow (m ³ /h) | 20 |
| Rated head (m) | 70 |
| Rated efficiency (%) | 65.4 |
| Power (kW) | 5.83 |
| NPSHr (m) | 2 |
| Speed (rpm) | 2900 |
| Max impeller diameter (mm) | 106 |

Medium

| | |
|-------------------------------------|-------------|
| Pumped medium | Clean Water |
| Working temperature (°C) | 20 |
| Medium density (kg/m ³) | 1000 |
| Viscosity (mm ² /s) | 1 |



| | | | |
|--|--|--------------|--------------------------------------|
|  | Structure picture CDL20-6 | Manufacturer | CNP |
| | | Address | Yuhang District, Hangzhou, Zhejiang, |
| Project Name | | Contact | 86-571-88637351 |
| | | Date | 2022/03/05 |
| | | Client Name | DPA |
| Item NO | | Client Addr. | |
| | | Contacts | Alireza |
| | | Contact | |



- 1、 Coupling guard
- 1a、 Coupling guard(No nick)
- 2、 Screw M4*8
- 3、 Pump head
- 3b、 Lining
- 4、 Diffuser
- 4a、 Support diffuser
- 4b、 Neck ring cover
- 4c、 Neck ring
- 5、 Coupling
- 5a、 Inducer
- 6、 Base plate
- 7、 Shaft pin
- 8、 Nut M16、 Washer 16
- 9、 Hexagon socket head screw
- 10、 Circlip cover
- 14、 Strap
- 17、 Impeller sleeve
- 20a、 Flange
- 22、 First impeller cover
- 23、 Nut M12、 washer 12
- 25、 Stay bolt
- 26h、 Flange type Inlet & outlet chamber
- 26c、 Cutting ferrule type Inlet & outlet chamber
- 26d、 Pipe thread type Inlet & outlet chamber
- 28、 Drainage screw M10
- 29、 Drainage nut
- 30、 O ring 169*3.3
- 31、 Y ring
- 33、 Impeller sleeve(S)
- 33a、 Impeller sleeve(L)
- 34a、 Mechanical seal
- 36、 Air vent nut
- 37、 O ring 16*2.85
- 38、 Air vent screw
- 39、 Screw, washer
- 40、 Motor
- 46、 Adjusting rubber
- 47a、 Bearing
- 49、 Impeller
- 50a、 Top diffuser
- 51、 Shaft
- 55、 Cylinder
- 63、 O ring retainer
- 65、 Bolt M8X20
- 69、 Hexagon socket screw



Dimension Drawing
CDL20-6

| | |
|--------------|--------------------------------------|
| Manufacturer | CNP |
| Address | Yuhang District, Hangzhou, Zhejiang, |
| Contact | 86-571-88637351 |
| Date | 2022/03/05 |
| Client Name | DPA |
| Client Addr. | |
| Contacts | Alireza |
| Contact | |

Project Name

Item NO

CDL(F)20-6 50Hz

