

**Receiver**
**From**

 Society  
 Reference  
 Address  
 Phone  
 Fax  
 E-mail

**Item n° :**  
 60176855  
**Model :**  
 FKC 80 75.4 T5 400Y/D

**Pump data**

Type of impeller :	Single channel impeller
Pump outlet :	DN 80
Pump inlet :	DN 80
Flange standard :	EN 1092-1 / PN 16
Free passage :	80 mm
Fluid Temperature :	32 °F / 104 °F*
* For higher temperatures please contact our sales network	
pH	6,5 - 12
Kinematic viscosity :	1/0764E-5 ft <sup>2</sup> /s
Max Flow :	695/65 US g.p.m.
Max. Head :	22/73 m
Max. Hy draulic efficiency :	65/9 %

**Approvals**

Approvals :	12050-1
ATEX :	NO

**INSTALLATION**

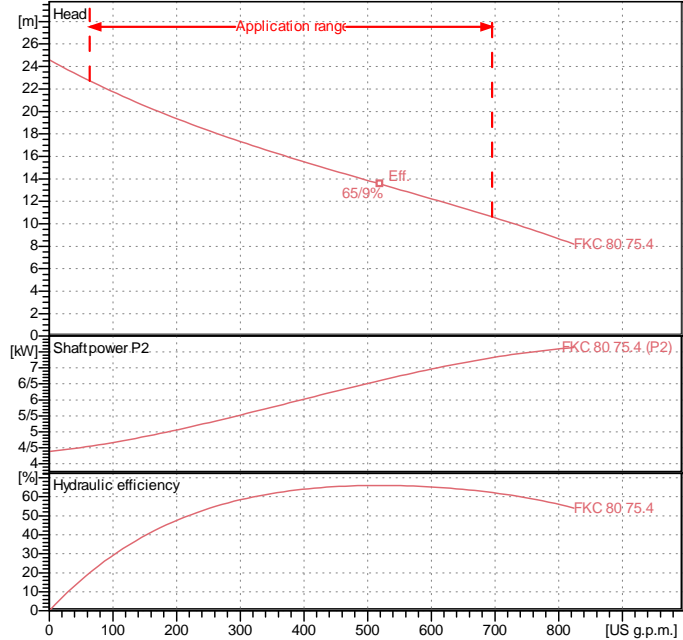
Max. Ambient temperature :	104 °F
Max. installation depth :	20 m
Type of installation :	
<u>Wet - Pump only..</u>	

**Materials**

Handle	Stainless Steel (AISI 304)
Electric cable	07RN8-F
Screws	Stainless Steel (AISI 304)
OR	NBR
Mechanical seal pump side	SiC/SiC
Mechanical seal motor side	SiC/Carbon
Seal ring	HNBR
Motor shaft	AISI 420
Pump body / motor	Cast iron (EN GJL 200)
Impeller	Cast iron (EN GJL 250)
Wear ring	Cast iron (EN GJL 150)
Coating	Acrylic Two-component 50µm

**Motor data**

Number of poles :	4
Max. Input power P1 :	8/27 kW
<b>Nominal power P2 :</b>	<b>7/5 kW</b>
Rated v voltage :	3~ 400 V (+6% / -10%) 50 Hz
Nominal current :	14/1 A
Starting current (DOL / YD) :	44/5 A / —
Starting :	Star-delta
Rated speed :	1450 rpm
Efficiency :	90/7 %
Number of starts :	20 /h
Degree of protection :	IP 68
Insulation class :	F 302 °F
Standard cable type :	10mt 7G2.5+3x1
Water-in-oil sensor :	NO
Motor protection :	Thermal switch

**Curve tolerance according to ISO 9906**

**Fluid data**

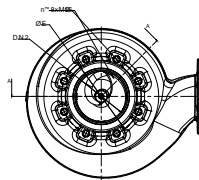
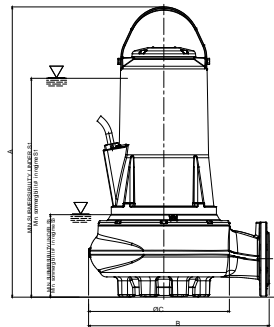
Fluid :	Water, pure	Fluid Temperature :	68 °F
Density :	62/322 lb/ft <sup>3</sup>	Kinematic viscosity :	1/0818E-5 ft <sup>2</sup> /s

**Requested data**

Flow :	0 US g.p.m.
Head :	0 m

**Real duty point**

Flow :	
Head :	


**Pump weight :** 223 kg

**Accessory weight :** 0 kg

**Dimensions in mm**

?C	407	DN1	80		
?E	180	DN2	100		
?H	160	M?	M16		
?M	200	S1	650		
?Y	18	S3	240		
A	860				
B	530				
D	118				