



| | | | |
|--|--|--------------|--------------------------------------|
|  | Product Information CDMF1-8 | Manufacturer | CNP |
| | | Address | Yuhang District, Hangzhou, Zhejiang, |
| Project Name | | Contact | 86-571-88637351 |
| | | Date | 2022/06/19 |
| Item NO | | Client Name | DPA |
| | | Client Addr. | |
| | | Contacts | Alireza |
| | | Contact | |

| | |
|----------|------------|
| Part NO. | 1100140709 |
|----------|------------|

| Product Picture | Note |
|---|---|
|  | <p>Based on the structure of CDMF light vertical multistage centrifugal pump, this product adds a cooling device, which is suitable for liquids with a maximum temperature of 180.</p> <p>The liquid can be cooled to 120 or lower before reaching the shaft seal through the cooling device, which effectively ensures the safe working temperature of the mechanical seal and avoids the damage caused by high temperature to the motor.</p> <p>The product has ultra-high performance of CDMF, MEI≥0.7.IE3 ultra-efficient motor makes whole machine more efficient, energy-saving and environmental friendly.</p> |

| | |
|------------------------------|---------------|
| technology | |
| Pump rotator speed | 2900 |
| Nameplate standards | CE |
| Pump version | 1 |
| Material | |
| Impeller | 304 |
| Rubber code | D |
| Inlet&outlet chamber | 304 |
| Material Code | S |
| Installation | |
| Connection Code | F |
| Maximum Pressure/Temperaturu | 25 bar / 180 |
| Maximum Pressure/Temperaturu | 25 bar / -15 |
| Flange Standard | DIN |
| Pressure Class | PN25 |
| Inlet & outlet | DN25 |
| Medium | |
| Medium Temperature high t | -15+180 |
| Maximum Environment Temper | 40 |
| Motor | |
| Number of Motor Phase | Three Phase |
| Protection Class | IP55 |
| Insulation Class | F |
| Motor Power | 0.55KW |
| Power Frequency | 50HZ |
| Rated Voltage (V) | 220/380V |
| Rated Current (A) | 2.4/1.4A |
| Energy Efficiency Level | IE2 |
| Seal | |
| Mechanical Seal | CDLA-12/WBF14 |
| Others | |
| Weight (kg) | 30 |



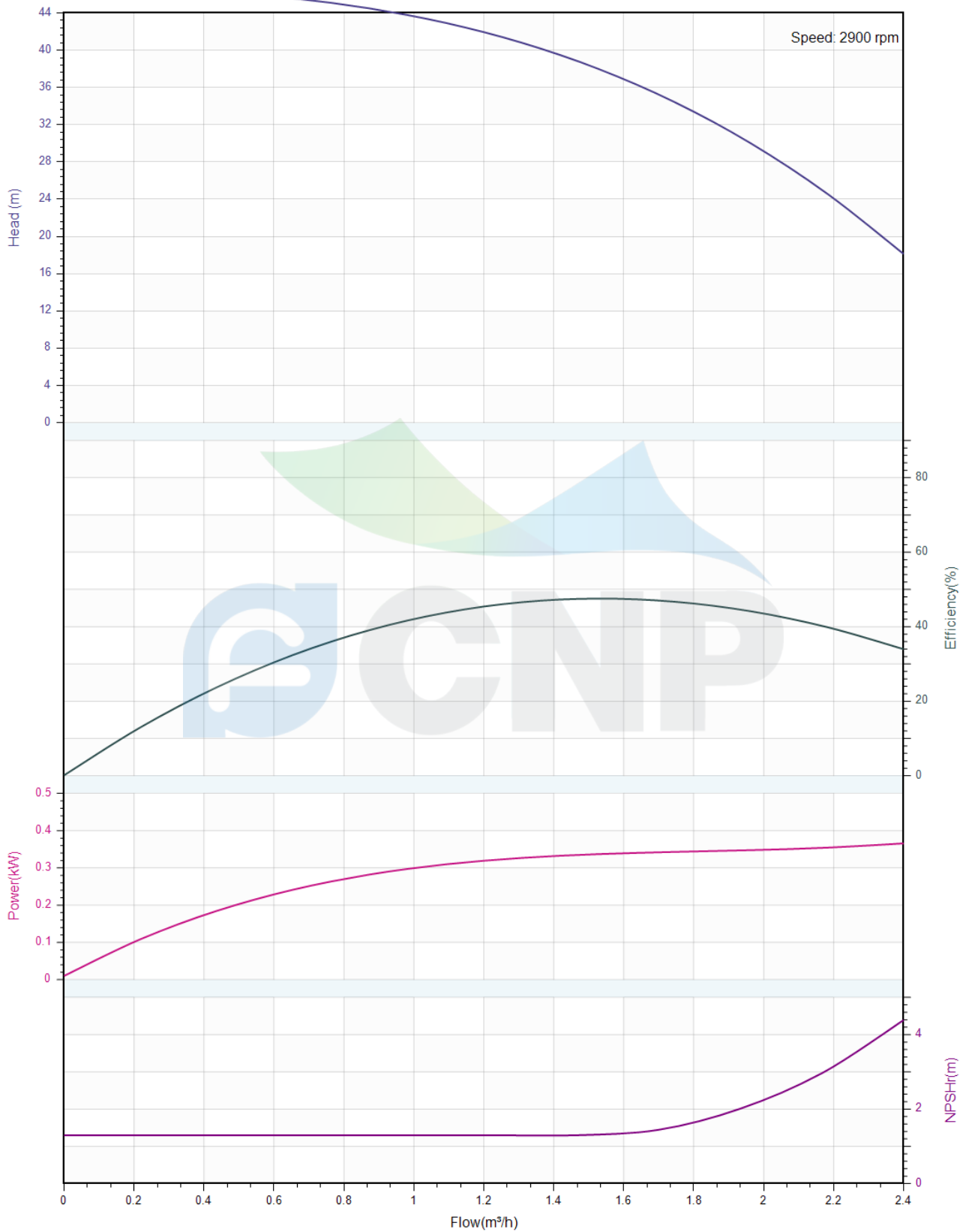
Performance Curve CDMF1-8

| | |
|--------------|--------------------------------------|
| Manufacturer | CNP |
| Address | Yuhang District, Hangzhou, Zhejiang, |
| Contact | 86-571-88637351 |
| Date | 2022/06/19 |
| Client Name | DPA |
| Client Addr. | |
| Contacts | Alireza |
| Contact | |

Project Name

Item NO

The hydraulic performance curve have been tested with Clean Water at 20°C, density 1000kg/m³, and at 1bar atmospheric pressure. ISO99062012 Grade 3B





Pump Technical Parameters CDMF1-8

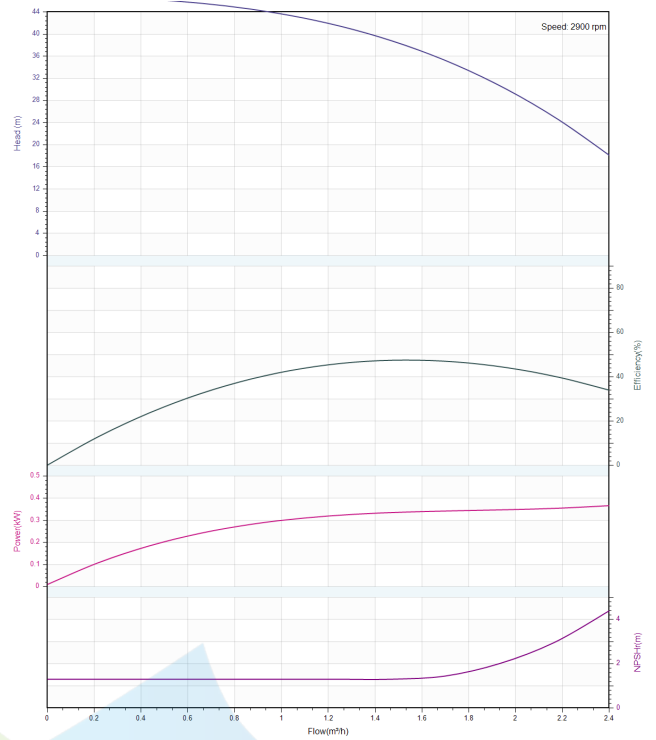
| | |
|--------------|--------------------------------------|
| Manufacturer | CNP |
| Address | Yuhang District, Hangzhou, Zhejiang, |
| Contact | 86-571-88637351 |
| Date | 2022/06/19 |
| Client Name | DPA |
| Client Addr. | |
| Contacts | Alireza |
| Contact | |


Rated parameters

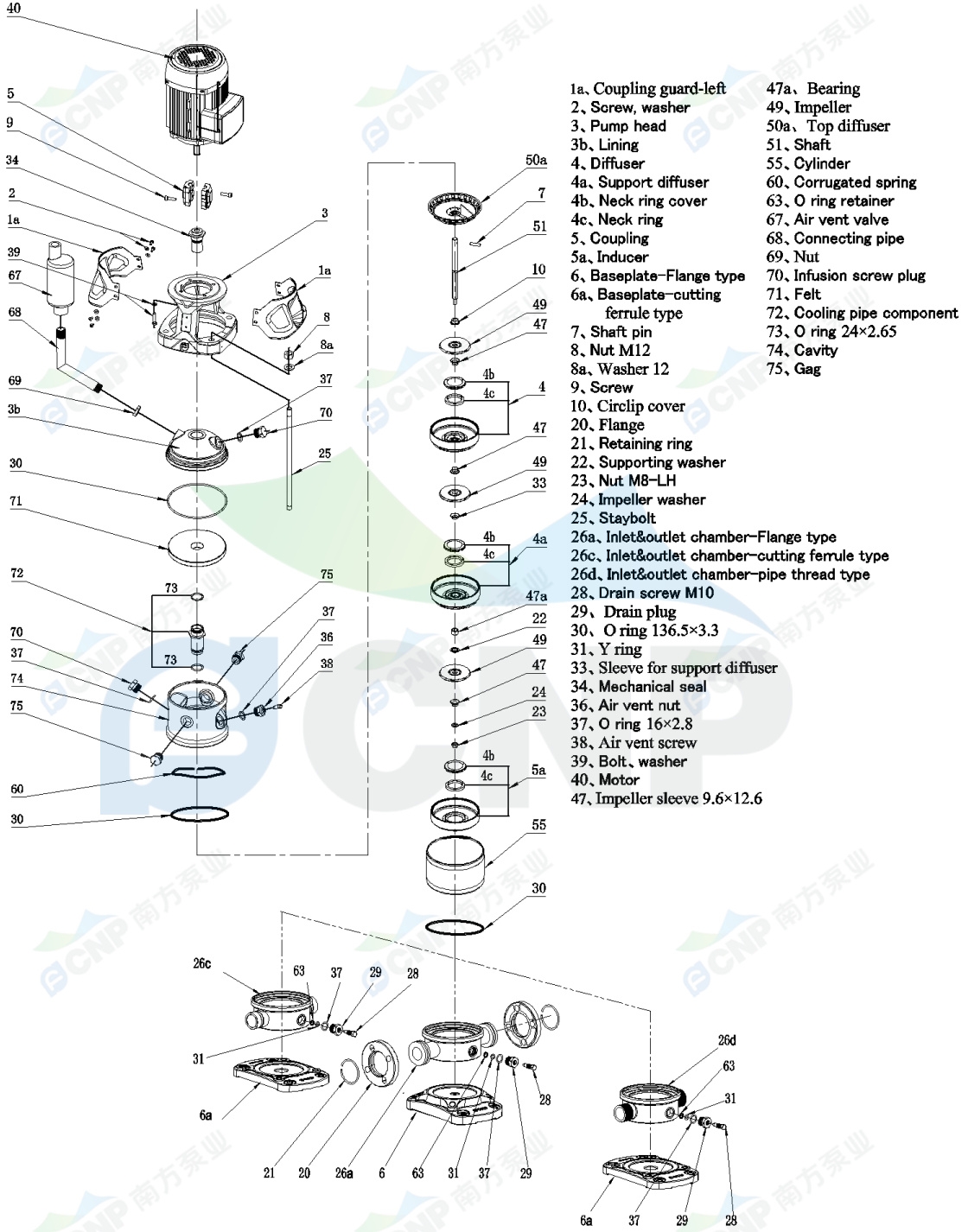
| | |
|--------------------------------|------------|
| Pump model | CDMF1-8 |
| Part NO. | 1100140709 |
| Rated flow (m ³ /h) | 1 |
| Rated head (m) | 43.5 |
| Rated efficiency (%) | 42 |
| Power (kW) | 0.282 |
| NPSHr (m) | 1.3 |
| Speed (rpm) | 2900 |
| Max impeller diameter (mm) | 74.5 |

Medium

| | |
|-------------------------------------|-------------|
| Pumped medium | Clean Water |
| Working temperature (°C) | 20 |
| Medium density (kg/m ³) | 1000 |
| Viscosity (mm ² /s) | 1 |




| | | | |
|--|--|--------------|--------------------------------------|
|  | Structure picture CDMF1-8 | Manufacturer | CNP |
| | | Address | Yuhang District, Hangzhou, Zhejiang, |
| Project Name | | Contact | 86-571-88637351 |
| | | Date | 2022/06/19 |
| Item NO | | Client Name | DPA |
| | | Client Addr. | |
| | | Contacts | Alireza |
| | | Contact | |



- 1a, Coupling guard-left
- 2, Screw, washer
- 3, Pump head
- 3b, Lining
- 4, Diffuser
- 4a, Support diffuser
- 4b, Neck ring cover
- 4c, Neck ring
- 5, Coupling
- 5a, Inducer
- 6, Baseplate-Flange type
- 6a, Baseplate-cutting ferrule type
- 7, Shaft pin
- 8, Nut M12
- 8a, Washer 12
- 9, Screw
- 10, Circlip cover
- 20, Flange
- 21, Retaining ring
- 22, Supporting washer
- 23, Nut M8-LH
- 24, Impeller washer
- 25, Staybolt
- 26a, Inlet&outlet chamber-Flange type
- 26c, Inlet&outlet chamber-cutting ferrule type
- 26d, Inlet&outlet chamber-pipe thread type
- 28, Drain screw M10
- 29, Drain plug
- 30, O ring 136.5×3.3
- 31, Y ring
- 33, Sleeve for support diffuser
- 34, Mechanical seal
- 36, Air vent nut
- 37, O ring 16×2.8
- 38, Air vent screw
- 39, Bolt, washer
- 40, Motor
- 47, Impeller sleeve 9.6×12.6
- 47a, Bearing
- 49, Impeller
- 50a, Top diffuser
- 51, Shaft
- 55, Cylinder
- 60, Corrugated spring
- 63, O ring retainer
- 67, Air vent valve
- 68, Connecting pipe
- 69, Nut
- 70, Infusion screw plug
- 71, Felt
- 72, Cooling pipe component
- 73, O ring 24×2.65
- 74, Cavity
- 75, Gag

E-CDMF1, 3-190501

| | | | |
|--|--|--------------|--------------------------------------|
|  | Dimension Drawing CDMF1-8 | Manufacturer | CNP |
| | | Address | Yuhang District, Hangzhou, Zhejiang, |
| | | Contact | 86-571-88637351 |
| | | Date | 2022/06/19 |
| Project Name | | Client Name | DPA |
| Item NO | | Client Addr. | |
| | | Contacts | Alireza |
| | | Contact | |

